

Scaled data based on original data using  
LM-79-08 Approved Method: Electrical and Photometric Measurements of Solid-  
State Lighting Products

Test Report Prepared for  
Cooper Lighting Solutions  
(formerly Eaton)

Brand: McGRAW-EDISON

Report Number: P385450

Luminaire Tested: **GWC-SA1A-727-U-T4FT-HSS**

Issue Date: 3/3/2020

**Test Information**

Test Method: LM-79-08  
Report Number: P385450  
TEST IS SCALED FROM IESNA LM-79-08 TEST DATA (G2-1903-205-17)  
Test Lab: INNOVATION CENTER  
Issue Date: 3/3/2020  
Manufacturer: COOPER LIGHTING SOLUTIONS (FORMERLY EATON)  
Product Line: MCGRAW-EDISON  
Catalog Number: GWC-SA1A-727-U-T4FT-HSS  
Description: GALLEON WALL LUMINAIRE  
(1) 70 CRI, 2700K, 615mA LIGHTSQUARE WITH 16 LEDS AND TYPE IV FORWARD  
THROW OPTICS WITH HOUSE SIDE SHIELD  
Light Source: -  
Ballast/Driver: ELECTRONIC DRIVER

**Summary**

Lumens per Lamp: N/A  
Luminaire Lumens: 2956 lumens  
Efficiency: N/A  
Efficacy: 86.9 lumens/watt  
Luminous Opening: Rectangular (W 0.5' x L: 0.5' x H: 0')  
IES Classification: Type IV - Short  
BUG Rating: B0 - U0 - G1

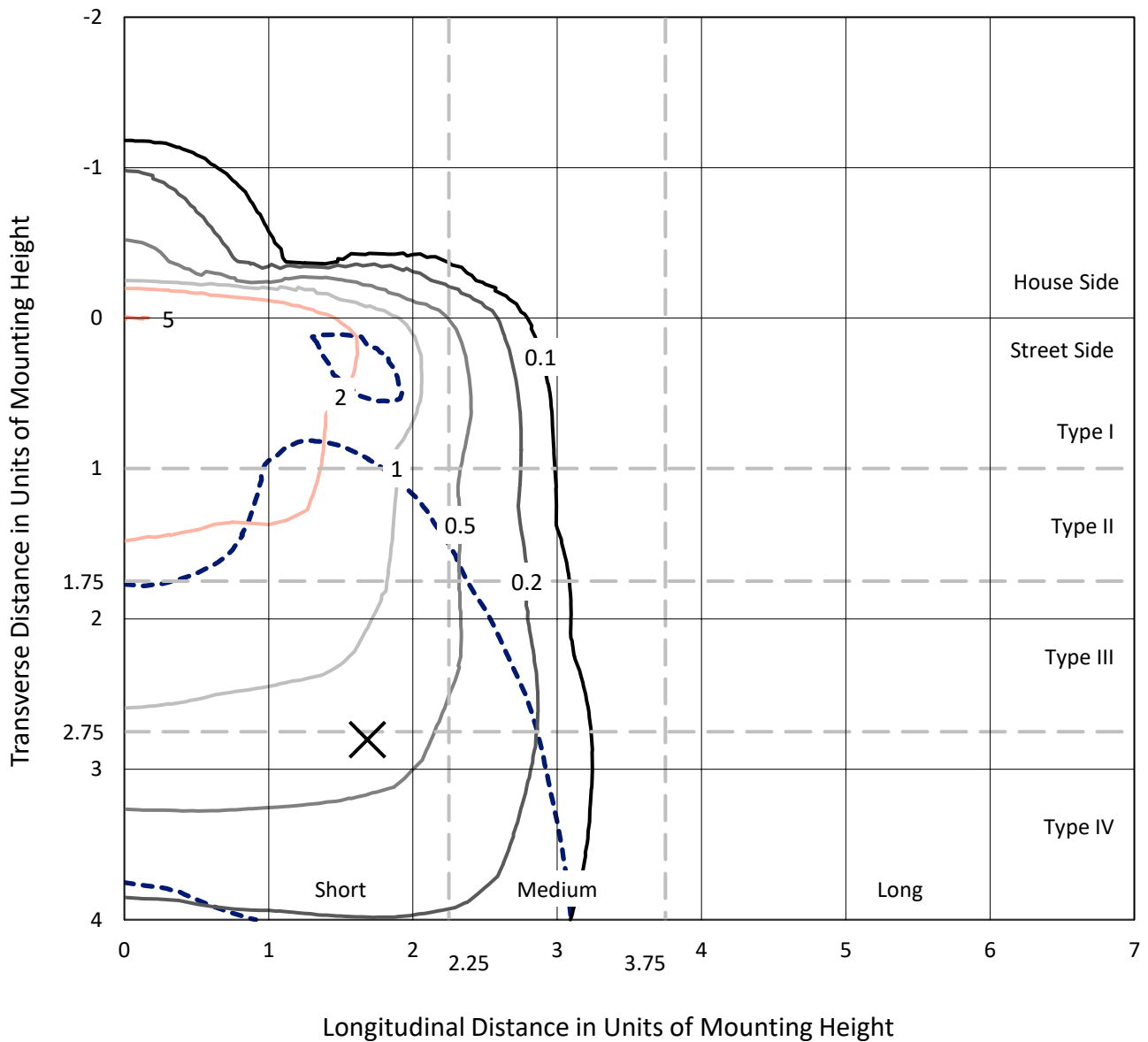
Input Watts (W): 34  
Input Voltage (V): NR  
Input Current (Ain): NR  
Voltage Rise (V): NR  
Power Factor: NR  
Total Harmonic Distortion (THDi): NR  
Frequency (hertz): 60  
Stabilization Time: NR  
Operation Time: NR  
Ambient Temperature (°C): NR  
Test Distance: 24 FT



REPORT NUMBER: P385450  
 CATALOG NUMBER: GWC-SA1A-727-U-T4FT-HSS

### Iso-Footcandle Lines of Horizontal Illumination

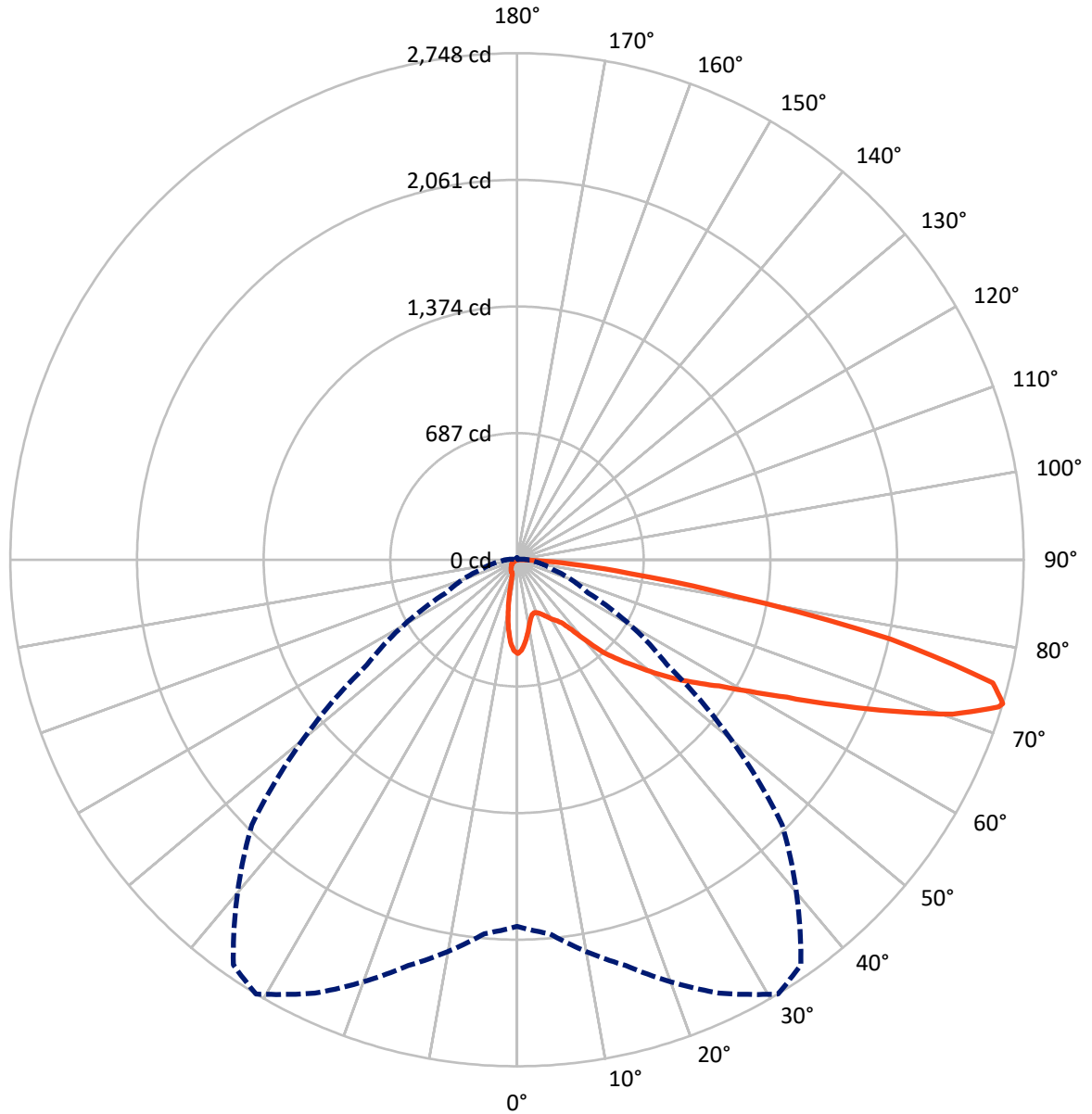
× Max cd  
 - - - 1/2 Max cd



Based on 10 foot mounting height. Maximum calculated value = 5.1 fc  
 Type IV - Short - N/A

REPORT NUMBER: P385450  
CATALOG NUMBER: GWC-SA1A-727-U-T4FT-HSS

### Luminous Intensity Polar Plot



— Vertical Plane Through 31-Deg Lateral    - - - Horizontal Cone Through 73-Deg Vertical



REPORT NUMBER: P385450  
 CATALOG NUMBER: GWC-SA1A-727-U-T4FT-HSS

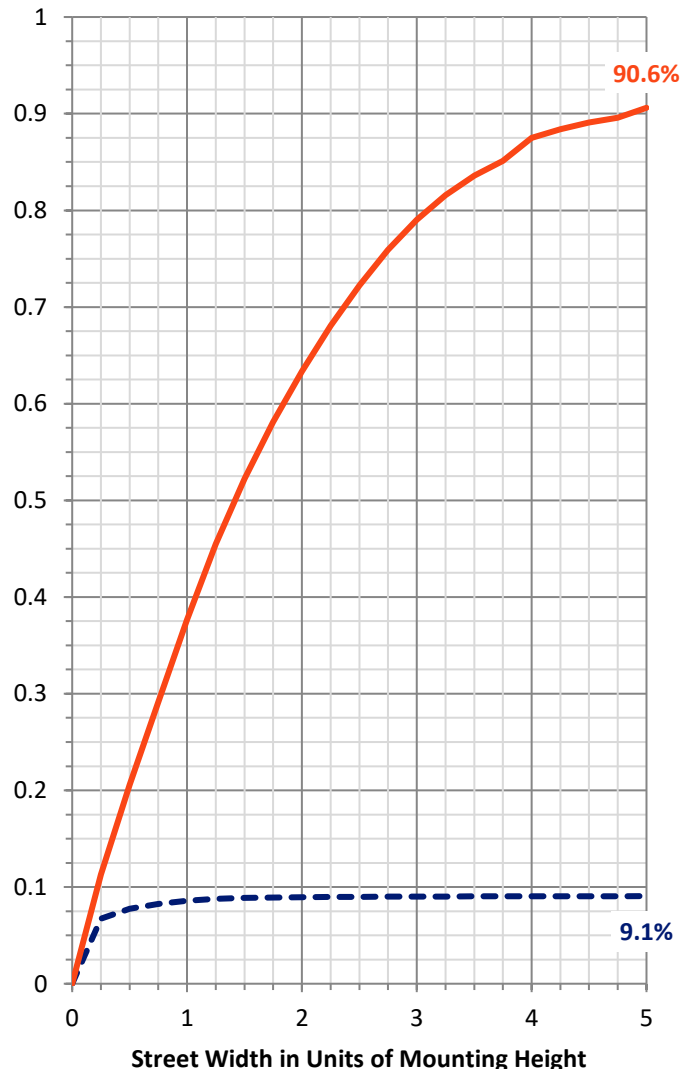
**FLUX DISTRIBUTION:**

		Downward	Upward	Total
<b>House Side</b>	Lumens	269.4	0.0	269.4
	% Fixture	9.1	0.0	9.1
<b>Street Side</b>	Lumens	2686.5	0.0	2686.5
	% Fixture	90.9	0.0	90.9
<b>Total</b>	Lumens	2956.0	0.0	2956.0
	% Fixture	100.0	0.0	100.0

**Coefficient of Utilization**

**ZONAL LUMENS:**

Zone	Lumens	% Fixture
0°-10°	42.2	1.4
10°-20°	91.6	3.1
20°-30°	137.2	4.6
30°-40°	218.3	7.4
40°-50°	389.8	13.2
50°-60°	604.8	20.5
60°-70°	804.0	27.2
70°-80°	604.8	20.5
80°-90°	63.5	2.1
90°-100°	0.0	0.0
100°-110°	0.0	0.0
110°-120°	0.0	0.0
120°-130°	0.0	0.0
130°-140°	0.0	0.0
140°-150°	0.0	0.0
150°-160°	0.0	0.0
160°-170°	0.0	0.0
170°-180°	0.0	0.0
0°-90°	2956.0	100.0
0°-180°	2956.0	100.0



REPORT NUMBER: P385450

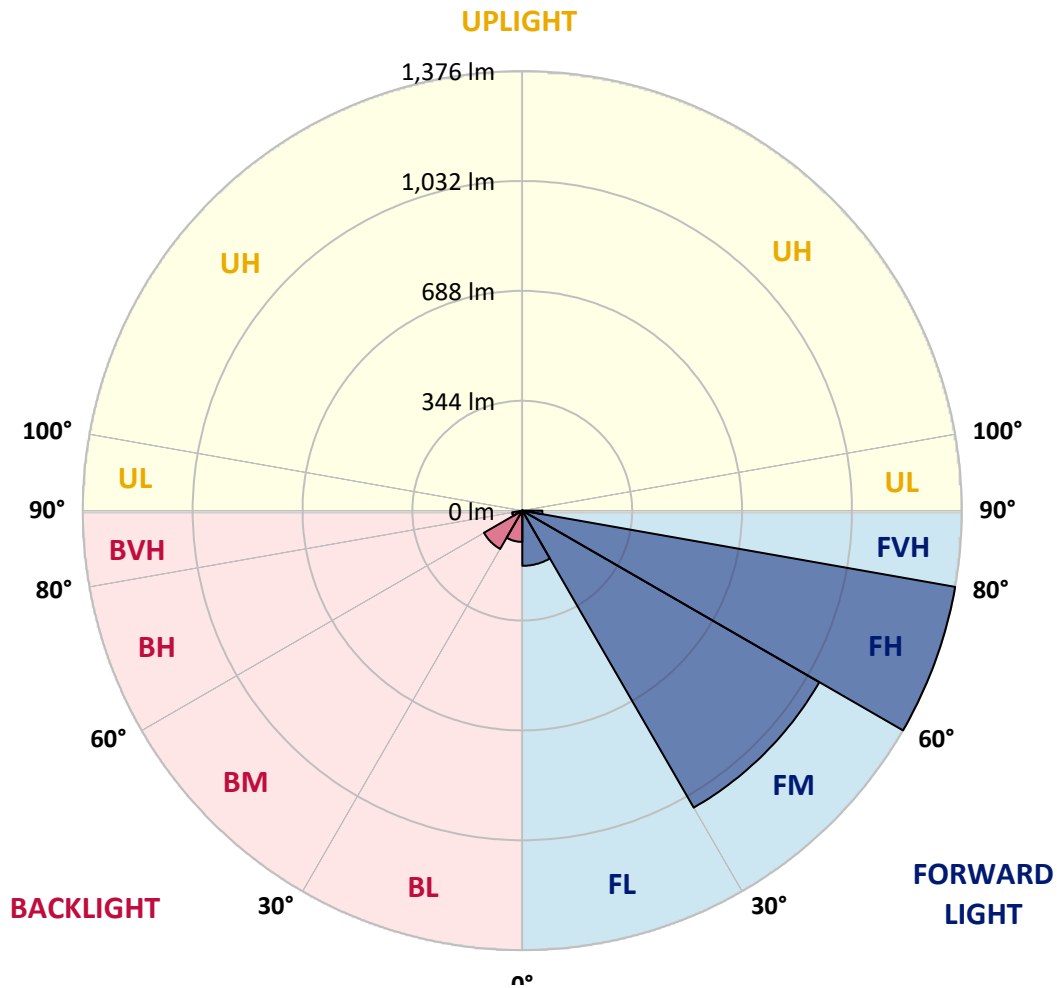
CATALOG NUMBER: GWC-SA1A-727-U-T4FT-HSS

**LUMINAIRE CLASSIFICATION SYSTEM LUMEN TABLE AND BUG RATING:**

Zone	Lumens	% Fixture	Zone Rating/Lumen Limit		
			B	U	G
FL (0°-30°)	172.9	5.9			
FM (30°-60°)	1074.1	36.3			
FH (60°-80°)	1376.5	46.6			G1/1800
FVH (80°-90°)	63.0	2.1			G1/100
BL (0°-30°)	98.0	3.3	B0/110		
BM (30°-60°)	138.7	4.7	B0/220		
BH (60°-80°)	32.2	1.1	B0/110		G0/110
BVH (80°-90°)	0.5	0.0			G0/10
UL (90°-100°)	0.0	0.0		U0/0	
UH (100°-180°)	0.0	0.0		U0/0	

**BUG Rating: B0-U0-G1**

Type IV Short





REPORT NUMBER: P385450

CATALOG NUMBER: GWC-SA1A-727-U-T4FT-HSS

**CANDELA DISTRIBUTION (FULL):**

	0°	5°	15°	25°	31°	35°	45°	55°	65°	75°	85°
0°	508.6	508.6	508.6	508.6	508.6	508.6	508.6	508.6	508.6	508.6	508.6
2.5°	482.0	484.0	486.2	486.6	490.2	490.4	495.6	499.5	503.4	507.1	508.4
5°	432.5	435.8	439.7	443.6	451.3	454.3	467.1	480.1	492.5	504.4	510.2
7.5°	379.7	383.5	389.0	398.7	407.2	413.1	433.2	456.4	479.5	501.4	513.9
10°	331.5	335.0	340.8	351.1	364.2	372.3	399.4	431.5	465.5	498.6	519.6
12.5°	300.9	302.8	305.9	316.9	328.8	337.9	369.7	409.5	453.9	498.5	528.7
15°	295.2	295.8	293.2	298.1	307.4	316.2	348.5	391.7	445.1	500.8	540.6
17.5°	304.2	303.9	295.2	294.6	302.0	309.3	338.0	379.4	438.9	506.1	555.9
20°	317.8	316.8	301.7	299.0	306.8	313.6	337.3	374.8	436.6	515.1	574.5
22.5°	335.9	334.1	310.6	307.7	316.1	323.1	346.3	379.3	438.6	527.1	596.2
25°	358.3	355.7	325.7	322.6	331.1	338.2	362.3	392.1	444.7	541.7	623.7
27.5°	383.6	379.8	350.1	341.8	351.5	358.9	383.8	411.8	454.2	557.2	657.4
30°	407.5	402.6	375.7	362.1	373.9	382.2	406.9	435.2	469.5	581.1	703.6
32.5°	431.5	426.0	398.5	382.3	393.0	402.0	430.8	467.5	498.3	617.5	764.9
35°	486.7	481.0	447.3	420.5	420.3	425.4	464.2	511.6	536.4	668.3	838.1
37.5°	579.8	576.4	544.3	493.5	479.9	474.3	509.7	564.3	591.0	738.1	920.7
40°	681.6	678.7	642.7	596.7	576.0	562.1	575.1	637.6	668.3	823.5	1005.0
42.5°	796.6	782.8	718.6	704.9	686.4	675.8	664.1	728.0	763.2	916.4	1088.6
45°	901.0	877.9	794.6	773.7	769.5	772.1	778.6	849.5	869.9	1026.7	1171.9
47.5°	963.2	945.0	881.1	861.1	859.9	877.2	926.3	986.8	976.2	1122.9	1245.3
50°	1022.4	1005.9	952.8	957.7	963.1	986.5	1094.0	1128.0	1073.3	1210.1	1312.5
52.5°	1070.3	1045.1	1017.3	1044.9	1071.3	1109.0	1267.0	1254.7	1142.1	1279.6	1370.1
55°	1097.9	1086.5	1099.9	1127.7	1177.2	1238.5	1430.3	1360.1	1192.5	1342.9	1408.4
57.5°	1199.1	1176.7	1203.5	1227.5	1292.0	1377.8	1570.2	1438.7	1228.8	1382.1	1417.3
60°	1321.7	1303.6	1319.3	1359.3	1446.3	1547.2	1700.9	1502.8	1247.7	1407.3	1394.4
62.5°	1516.6	1492.8	1482.9	1527.6	1643.1	1753.1	1800.2	1547.2	1243.5	1396.2	1316.0
65°	1777.9	1753.1	1709.2	1749.7	1896.5	1974.2	1911.1	1556.6	1214.6	1306.0	1117.8
67.5°	2045.5	2027.5	1989.9	2058.2	2190.7	2215.7	2028.4	1533.7	1121.5	1059.0	789.8
70°	2222.2	2214.6	2239.0	2390.0	2508.2	2501.0	2136.0	1410.9	874.1	651.2	390.7
72.5°	2094.8	2131.5	2312.1	2585.9	2730.2	2671.2	2080.8	1083.4	499.6	250.5	113.0
73°	1989.2	2036.2	2279.2	2593.3	2747.8	2683.1	2034.3	994.5	425.8	197.7	85.6
75°	1383.9	1441.6	1886.9	2415.2	2665.9	2556.4	1695.7	608.7	197.3	87.7	34.6
77.5°	671.9	714.6	1039.0	1745.0	2073.3	1997.3	1055.6	226.8	89.1	54.8	15.9
80°	250.8	278.9	451.0	888.1	1198.1	1229.5	464.3	85.8	59.3	44.1	8.1
82.5°	65.7	73.2	166.3	396.0	614.0	642.7	146.4	43.3	43.4	36.3	4.9
85°	21.0	24.0	51.9	177.8	289.3	254.0	38.2	21.0	31.5	27.0	2.7
87.5°	2.6	3.3	16.5	41.8	63.8	35.4	5.9	6.2	13.5	15.0	1.6
90°	0.0	0.0	0.0	0.0	0.0	0.0	0.0	0.0	0.0	0.0	0.0



REPORT NUMBER: P385450

CATALOG NUMBER: GWC-SA1A-727-U-T4FT-HSS

**CANDELA DISTRIBUTION (continued):**

	90°	95°	105°	115°	125°	135°	145°	155°	165°	175°	180°
0°	508.6	508.6	508.6	508.6	508.6	508.6	508.6	508.6	508.6	508.6	508.6
2.5°	509.7	509.0	509.2	505.4	502.9	498.0	493.0	490.6	488.2	487.2	488.2
5°	512.3	511.0	507.3	495.7	483.4	467.5	452.6	441.3	427.1	423.2	427.3
7.5°	516.4	513.8	502.8	479.2	451.9	421.5	387.4	362.5	342.1	328.9	333.7
10°	522.3	517.4	495.3	455.2	406.3	352.5	304.1	266.3	239.5	228.5	228.1
12.5°	532.3	523.1	486.0	424.0	350.6	278.9	215.4	174.4	152.7	138.7	138.4
15°	543.3	529.7	474.3	386.5	285.8	199.8	138.7	107.6	93.6	89.1	88.5
17.5°	556.8	537.4	459.1	340.4	218.0	132.4	90.6	81.6	81.0	80.6	80.6
20°	573.7	546.5	439.6	287.6	154.6	88.4	77.0	77.5	77.8	77.2	77.4
22.5°	593.4	555.7	416.3	230.9	104.6	73.9	73.6	74.3	74.6	74.3	74.5
25°	616.2	566.4	387.9	171.4	75.5	70.2	70.9	71.9	72.6	72.6	72.6
27.5°	644.6	579.5	353.8	119.6	65.2	66.2	68.3	70.2	71.2	71.5	71.5
30°	681.4	595.7	312.9	82.0	59.3	61.0	64.8	68.4	70.3	70.6	70.7
32.5°	728.0	613.9	265.4	60.6	54.2	55.5	59.6	65.7	69.3	69.9	69.9
35°	781.4	635.0	214.4	52.8	50.6	51.1	54.2	61.2	67.6	69.1	69.3
37.5°	839.8	655.8	163.0	49.3	47.6	47.6	49.9	55.8	63.4	68.3	68.9
40°	894.4	668.4	114.3	46.6	44.8	44.8	46.9	51.2	58.3	65.7	67.3
42.5°	944.7	672.8	79.6	44.0	42.2	42.7	44.4	47.9	53.2	60.6	62.1
45°	996.5	672.0	58.0	40.9	39.6	40.9	42.2	44.8	48.7	52.9	53.2
47.5°	1035.5	666.0	46.0	38.0	37.2	38.9	40.1	41.8	44.0	43.7	43.7
50°	1072.1	651.2	37.0	34.1	34.7	36.7	37.3	37.9	38.0	35.3	35.0
52.5°	1099.9	628.2	29.7	29.9	32.3	34.3	33.7	32.8	31.4	28.1	27.5
55°	1109.2	583.9	23.3	24.7	28.6	31.2	29.1	27.2	24.4	21.7	21.1
57.5°	1092.4	526.8	18.9	19.2	24.2	26.3	23.9	21.7	18.7	16.3	15.9
60°	1056.8	463.3	15.6	14.5	18.7	20.5	18.9	16.8	14.0	12.3	12.2
62.5°	986.2	395.6	12.9	11.3	14.2	15.8	14.8	13.2	10.8	9.7	9.5
65°	837.8	316.5	10.4	9.1	11.0	12.3	11.4	10.3	8.5	7.7	7.5
67.5°	584.8	213.9	8.5	7.5	8.7	9.7	9.0	8.4	6.8	6.7	6.8
70°	282.1	103.1	7.1	6.1	6.8	7.5	7.2	6.8	6.5	7.5	8.7
72.5°	80.9	34.6	5.6	5.1	5.5	5.9	6.2	6.1	7.1	9.1	10.6
73°	62.2	27.9	5.4	4.8	5.2	5.8	6.1	5.9	7.2	9.3	10.6
75°	26.6	13.5	4.1	3.9	4.3	5.1	5.4	5.4	7.2	9.4	10.1
77.5°	12.0	7.2	2.6	3.0	3.8	4.1	4.5	4.5	5.8	7.2	7.2
80°	6.8	3.9	2.0	2.3	2.7	2.7	2.7	2.5	2.6	2.9	3.2
82.5°	4.3	2.6	1.6	1.9	1.7	1.4	1.2	1.2	1.0	1.2	1.4
85°	2.5	1.4	1.4	1.2	0.7	0.6	0.7	0.6	0.1	0.0	0.1
87.5°	1.4	0.9	0.4	0.0	0.0	0.0	0.0	0.0	0.0	0.0	0.0
90°	0.0	0.0	0.0	0.0	0.0	0.0	0.0	0.0	0.0	0.0	0.0



Signify Classified - Internal  
Cooper Lighting Solutions Photometric Lab  
1121 Highway 74 South  
Peachtree City, GA 30269

Scaled Data Report



Report Generated By 670245982

Signify Classified - Internal  
Cooper Lighting Solutions Photometric Lab  
1121 Highway 74 South  
Peachtree City, GA 30269

Scaled Data Report



Signify Classified - Internal  
Cooper Lighting Solutions Photometric Lab  
1121 Highway 74 South  
Peachtree City, GA 30269

Scaled Data Report



Signify Classified - Internal  
Cooper Lighting Solutions Photometric Lab  
1121 Highway 74 South  
Peachtree City, GA 30269

Scaled Data Report





--- HS    — SS

Signify Classified - Internal  
Cooper Lighting Solutions Photometric Lab  
1121 Highway 74 South  
Peachtree City, GA 30269

Scaled Data Report



u

Signify Classified - Internal  
Cooper Lighting Solutions Photometric Lab  
1121 Highway 74 South  
Peachtree City, GA 30269

Scaled Data Report



Signify Classified - Internal  
Cooper Lighting Solutions Photometric Lab  
1121 Highway 74 South  
Peachtree City, GA 30269

Scaled Data Report



(END OF REPORT)